

3:30-3:45 What is a Wiki?

3:45-4:00 Showing the options

- Implementing blogger into your lessons
- How students can implement it into their lessons

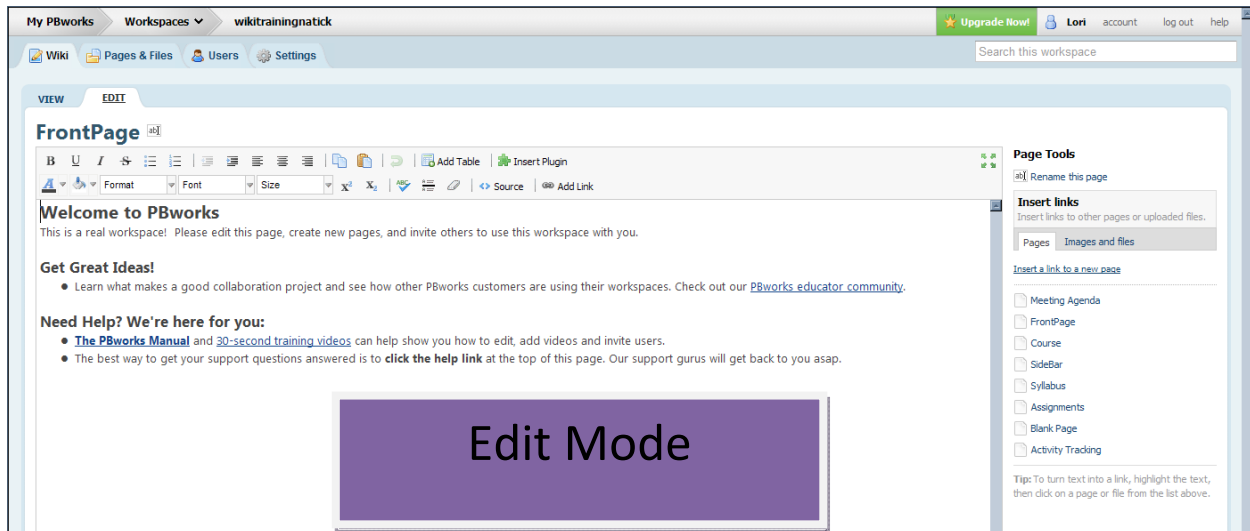
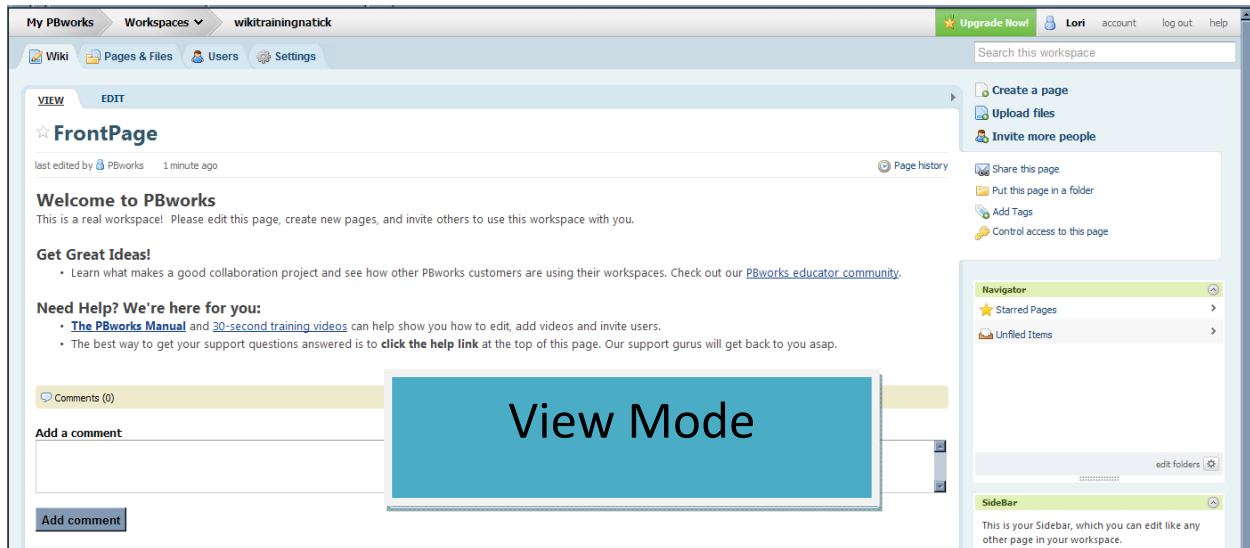
4:00-4:30 Moving around blogger.com

4:30-5:00 Explore!!

1. What is a Wiki?
 - *Reference:* Wikis in Plain English, video
 - Program to use: www.Pbworks.com
2. Showing the options
 - Implementing wikis into your lessons
<http://advancewebdesign.pbworks.com/>
 - How student can implement wikis into their work
<http://historyoftheinternet2.pbworks.com/>
 - Advice from PBwiki
<http://pbworks.com/content/edu-classroom-teachers>
3. Setting up your account?
 - For Education → Sign up → Basic

4. Wiki as an administrator (setting up your wiki)

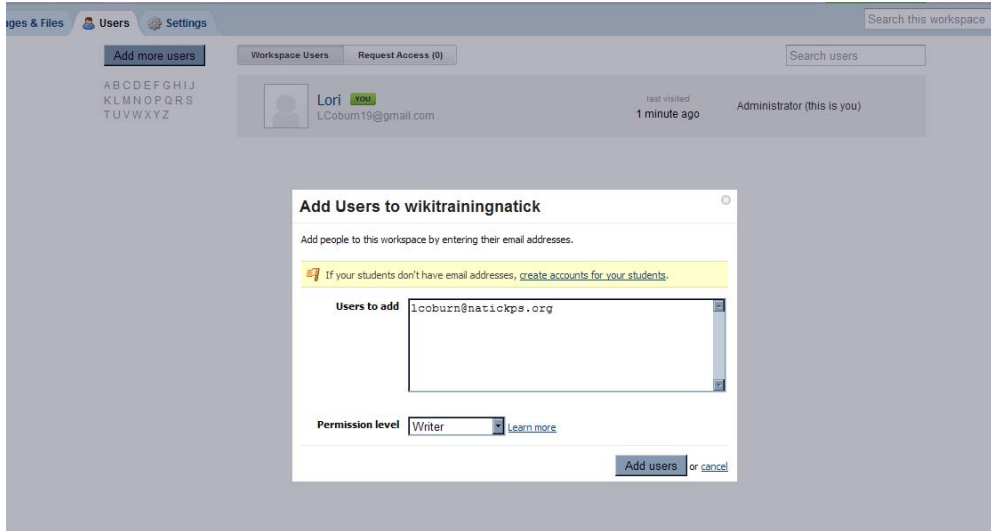
- View vs. Edit
- Working in Edit: text, images, videos, links to pages & helpful pages



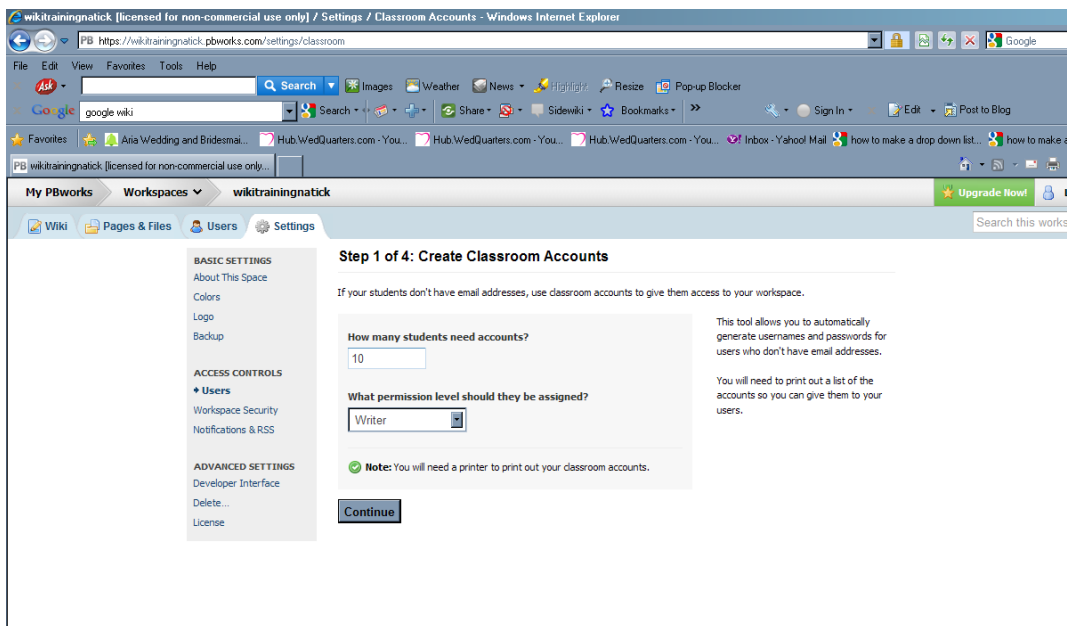
- Working in view: Create a page, Sidebar & Layout
- Settings: Colors, Security & Users

- Users:

If your students do have an e-mail address



If your students do not have an e-mail address



- Product

Create a Wiki account and wiki home page which focuses on a unit which you cover in your class. The wiki should include:

- Home page with an introduction to your wiki space
- One image or video on home page
- A link to four additional wiki sub-pages (the wiki sub-pages do not need to have anything posted on them, the students will do that part!)

